

Muscatine County - January 2010

| | |
|-----------------------------|--------|
| Total County Population | 42,630 |
| Children ages 0 through 5 | 3,726 |
| Children ages 6 through 9 | 2,437 |
| Children ages 10 through 12 | 1,735 |

Data source: Woods & Poole Population Estimates as of Dec 31, 2009.

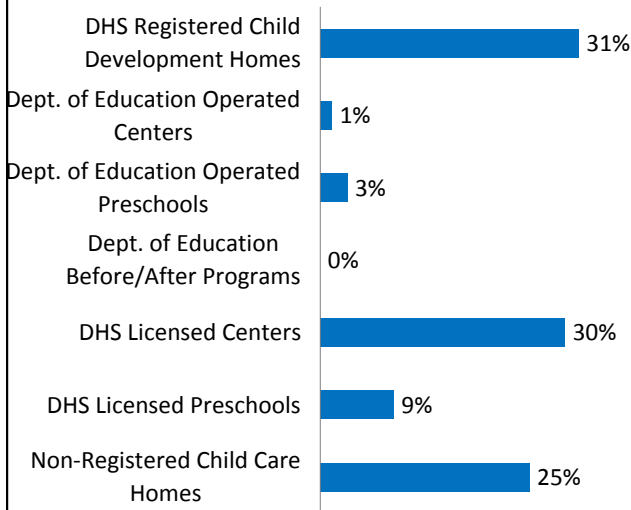


www.iowaccrr.org
1-877-216-8481

| | |
|--|-----------|
| Families with all parents working & children under age 6 | 65% |
| Median Family Income | \$ 48,373 |
| Average weekly income (Annual/52) | \$ 930 |

Data source: State Library of Iowa, www.iowadatatcenter.org.

Percent of Program Spaces



CCR&R may not have all DOE programs listed since they are not regulated by DHS.

2461 Total # spaces LISTED with CCR&R

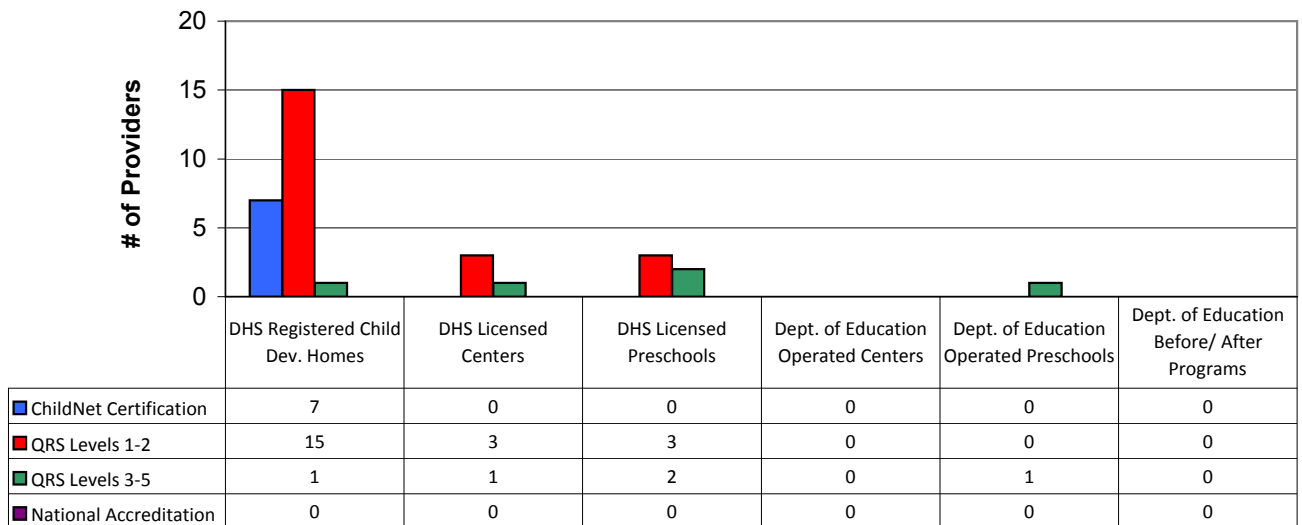
- 772 DHS Registered Child Development Homes
- 34 Dept. of Education Operated Centers
- 80 Dept. of Education Operated Preschools
- 0 Dept. of Education Before/After Programs
- 731 DHS Licensed Centers
- 219 DHS Licensed Preschools
- 625 Non-Registered Child Care Homes

223 Total Child Care Programs LISTED with CCR&R

- 73 DHS Registered Child Development Homes
- 1 Dept. of Education Operated Centers
- 4 Dept. of Education Operated Preschools
- 0 Dept. of Education Before/After Programs
- 14 DHS Licensed Centers
- 6 DHS Licensed Preschools
- 125 Non-Registered Child Care Homes

**School District Dept of Education programs are not licensed by DHS but meet Standards for Child Care adopted by the State Board of Education.*

Quality Programs for Providers



** Programs may choose to participate in more than one quality measure. The number of QRS Providers changes monthly.*

Go to <http://www.dhs.state.ia.us/iqrs/> for up-to-date information.

***Centers, Preschools and Before/After school programs do not qualify for ChildNet Certification.*

For a family earning the median income of \$48,373 with an infant in child care they would pay:

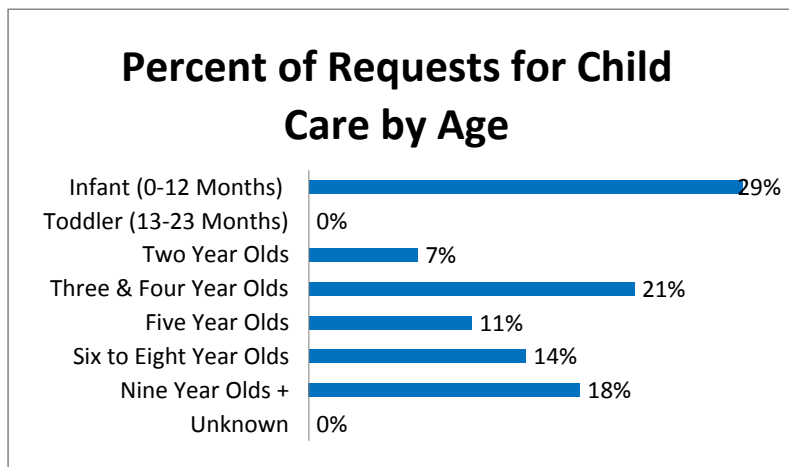
- 17 % of their income before taxes, if their child was in a center
- 12% of their income before taxes, if their child was in a child care home

Data source: State Library of Iowa, www.iowadatacenter.org.

Out of 223 child care programs, 193 programs report they accept DHS Child Care Assistance funded children.

| Child Care Rates Per week | Infant (0-12 Months) | Toddler (13-23 months) | Two Year Olds | Three Year Olds | Four & Five Year Olds | Before & After School | Full Time School-age |
|--|----------------------------|------------------------------|------------------|--------------------|-----------------------------|-----------------------------|----------------------|
| DHS Registered Child Development Homes | \$ 113.31 | \$ 109.53 | \$ 107.03 | \$ 106.15 | \$ 104.29 | \$ 54.89 | \$ 98.83 |
| DHS Licensed Centers | \$ 155.50 | \$ 155.50 | \$ 141.75 | \$ 133.40 | \$ 132.40 | \$ 57.50 | \$ 91.67 |

* Note provider may charge by the month, week, day or hour.



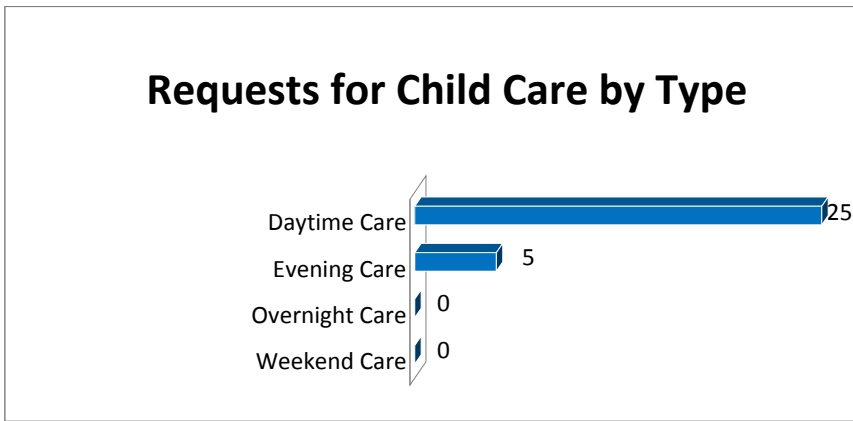
Range of Preschool Tuition Rates per month by Age

| | Lowest | Highest |
|----------------|---------|----------|
| Three Yr Olds | \$10.00 | \$120.00 |
| Four Yr Olds + | \$10.00 | \$95.00 |

*Preschool classes range from 1-5 days a week.

*Free preschool programs are not included in the rate ranges above.

CCR&R referred 15 families with 28 children to child care providers.



*Families may request more than one type of care for their child(ren).

Requests for Child Care data is from July 1 - December 31, 2009

Data provided by Child Care Resource & Referral using NACCRRAware as of January 1, 2010 unless otherwise noted.