

# Linn County - January 2010

Total County Population	210,551
Children ages 0 through 5	17,745
Children ages 6 through 9	11,592
Children ages 10 through 12	8,443

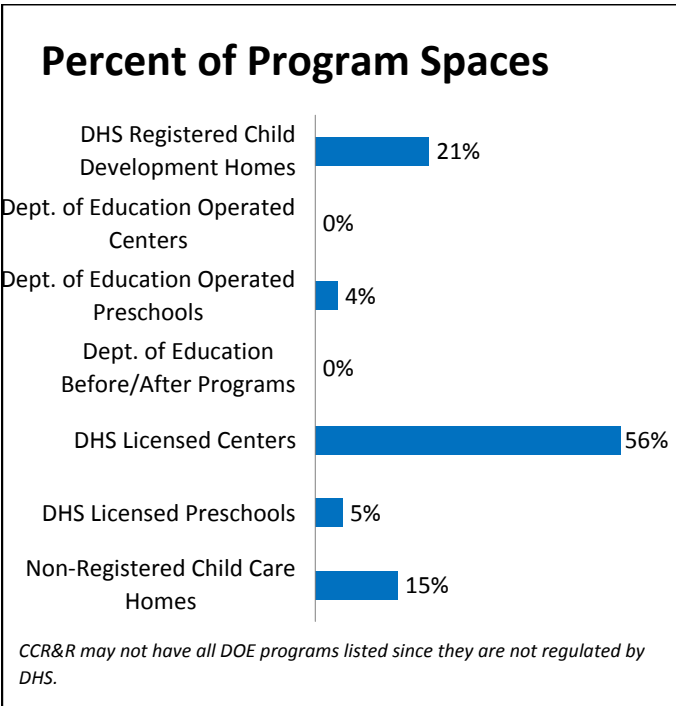
*Data source: Woods & Poole Population Estimates as of Dec 31, 2009.*



[www.iowaccrr.org](http://www.iowaccrr.org)  
1-877-216-8481

Families with all parents working & children under age 6	70%
Median Family Income	\$ 56,494
Average weekly income (Annual/52)	\$ 1,086

*Data source: State Library of Iowa, www.iowadatacenter.org.*



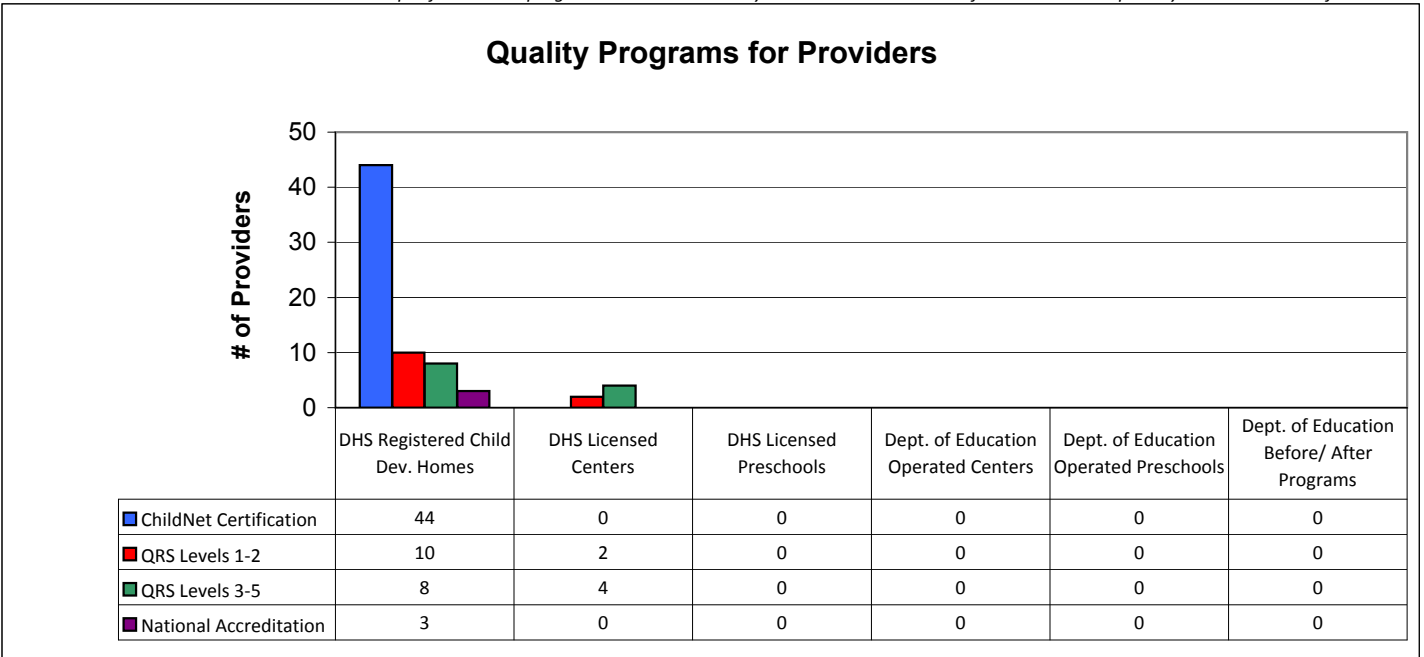
### 15777 Total # spaces LISTED with CCR&R

- 3252 DHS Registered Child Development Homes
  - 0 Dept. of Education Operated Centers
  - 626 Dept. of Education Operated Preschools
  - 0 Dept. of Education Before/After Programs
- 8769 DHS Licensed Centers
  - 775 DHS Licensed Preschools
- 2355 Non-Registered Child Care Homes

### 919 Total Child Care Programs LISTED with CCR&R

- 304 DHS Registered Child Development Homes
  - 0 Dept. of Education Operated Centers
  - 15 Dept. of Education Operated Preschools
  - 0 Dept. of Education Before/After Programs
- 108 DHS Licensed Centers
  - 21 DHS Licensed Preschools
- 471 Non-Registered Child Care Homes

*\*School District Dept of Education programs are not licensed by DHS but meet Standards for Child Care adopted by the State Board of Education.*



*\* Programs may choose to participate in more than one quality measure. The number of QRS Providers changes monthly.*

*Go to <http://www.dhs.state.ia.us/iqrs/> for up-to-date information.*

*\*\*Centers, Preschools and Before/After school programs do not qualify for ChildNet Certification.*

**For a family earning the median income of \$56,494 with an infant in child care they would pay:**

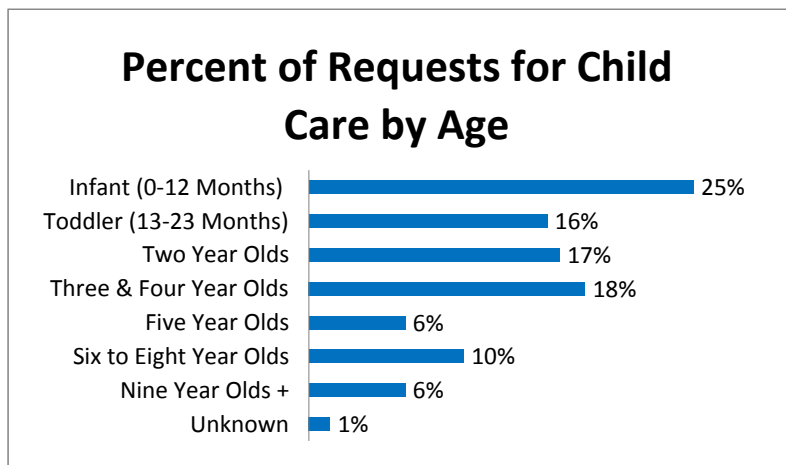
- 16 % of their income before taxes, if their child was in a center
- 11% of their income before taxes, if their child was in a child care home

Data source: State Library of Iowa, [www.iowadatatcenter.org](http://www.iowadatatcenter.org).

**Out of 919 child care programs, 667 programs report they accept DHS Child Care Assistance funded children.**

Child Care Rates Per week	Infant (0-12 Months)	Toddler (13-23 months)	Two Year Olds	Three Year Olds	Four & Five Year Olds	Before & After School	Full Time School-age
DHS Registered Child Development Homes	\$ 123.44	\$ 120.27	\$ 117.08	\$ 116.05	\$ 114.42	\$ 59.87	\$ 106.34
DHS Licensed Centers	\$ 177.51	\$ 175.80	\$ 154.97	\$ 143.73	\$ 135.83	\$ 77.78	\$ 111.63

\* Note provider may charge by the month, week, day or hour.



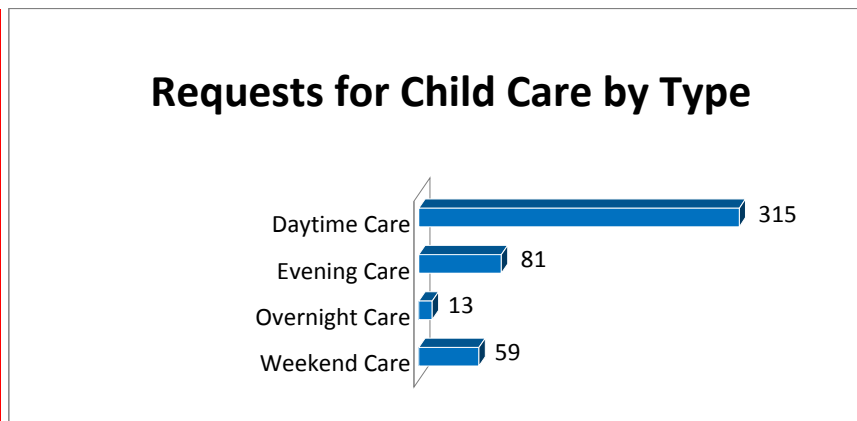
### Range of Preschool Tuition Rates per month by Age

	Lowest	Highest
Three Yr Olds	\$50.00	\$295.00
Four Yr Olds +	\$50.00	\$158.00

\*Preschool classes range from 1-5 days a week.

\*Free preschool programs are not included in the rate ranges above.

**CCR&R referred 244 families with 363 children to child care providers.**



\*Families may request more than one type of care for their child(ren).

Requests for Child Care data is from July 1 - December 31, 2009

Data provided by Child Care Resource & Referral using NACCRRAware as of January 1, 2010 unless otherwise noted.