

Keokuk County - January 2010

Total County Population	10,652
Children ages 0 through 5	783
Children ages 6 through 9	512
Children ages 10 through 12	389

Data source: Woods & Poole Population Estimates as of Dec 31, 2009.



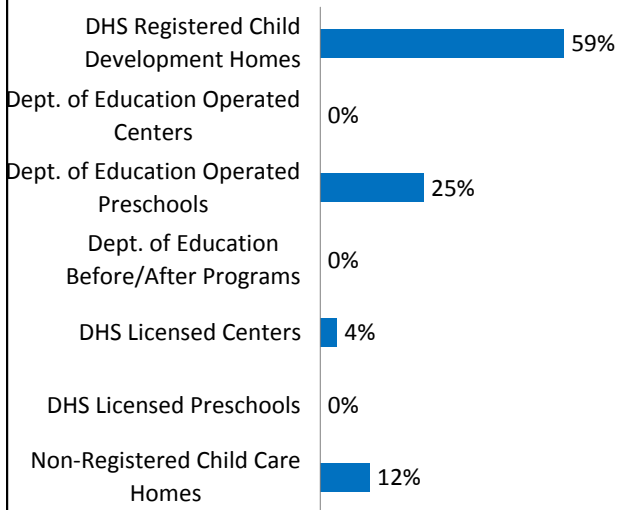
www.iowaccrr.org

1-877-216-8481

Families with all parents working & children under age 6	65%
Median Family Income	\$ 41,818
Average weekly income (Annual/52)	\$ 804

Data source: State Library of Iowa, www.iowadatecenter.org.

Percent of Program Spaces



CCR&R may not have all DOE programs listed since they are not regulated by DHS.

379 Total # spaces LISTED with CCR&R

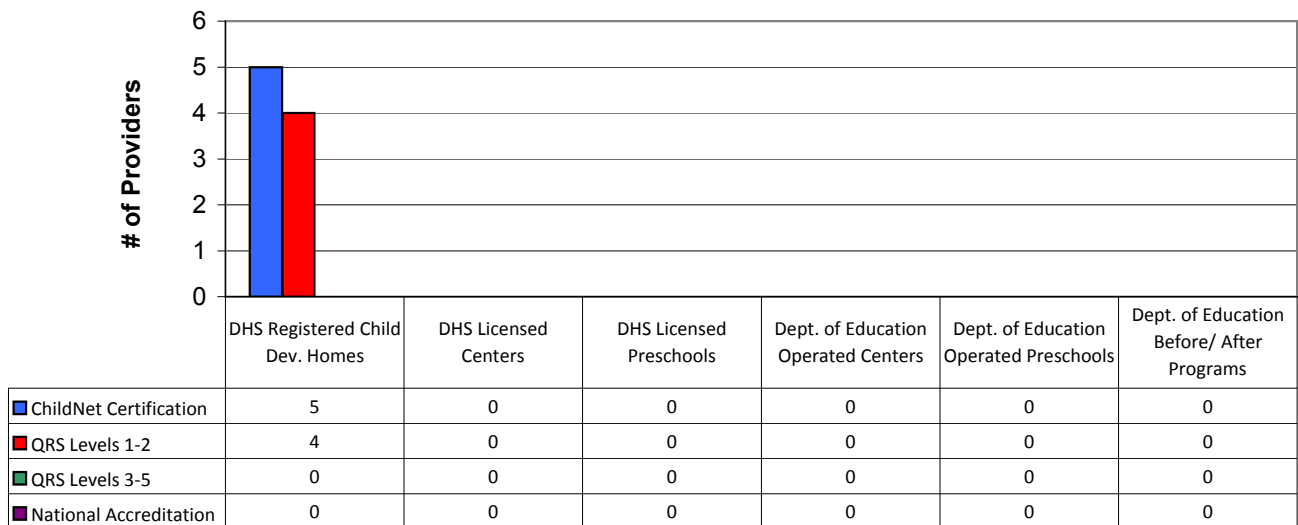
- 224 DHS Registered Child Development Homes
 - 0 Dept. of Education Operated Centers
 - 95 Dept. of Education Operated Preschools
 - 0 Dept. of Education Before/After Programs
 - 15 DHS Licensed Centers
 - 0 DHS Licensed Preschools
- 45 Non-Registered Child Care Homes

32 Total Child Care Programs LISTED with CCR&R

- 19 DHS Registered Child Development Homes
 - 0 Dept. of Education Operated Centers
 - 3 Dept. of Education Operated Preschools
 - 0 Dept. of Education Before/After Programs
 - 1 DHS Licensed Centers
 - 0 DHS Licensed Preschools
- 9 Non-Registered Child Care Homes

*School District Dept of Education programs are not licensed by DHS but meet Standards for Child Care adopted by the State Board of Education.

Quality Programs for Providers



* Programs may choose to participate in more than one quality measure. The number of QRS Providers changes monthly.

Go to <http://www.dhs.state.ia.us/iqrs/> for up-to-date information.

**Centers, Preschools and Before/After school programs do not qualify for ChildNet Certification.

For a family earning the median income of \$41,818 with an infant in child care they would pay:

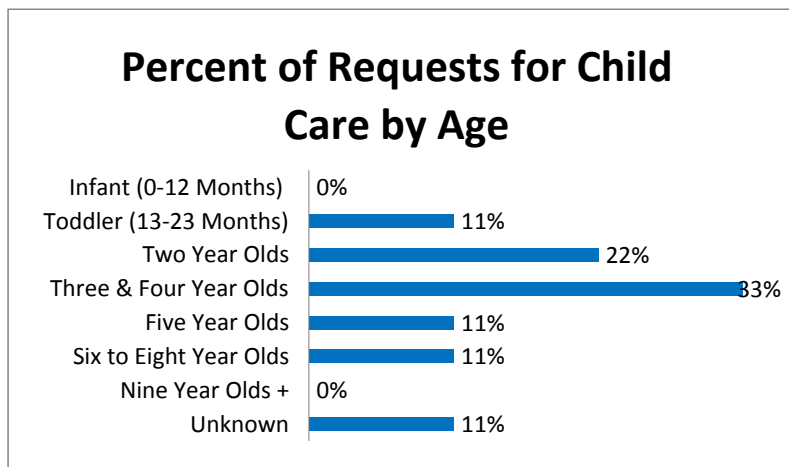
- NA % of their income before taxes, if their child was in a center
- 13% of their income before taxes, if their child was in a child care home

Data source: State Library of Iowa, www.iowadatatcenter.org.

Out of 32 child care programs, 27 programs report they accept DHS Child Care Assistance funded children.

Child Care Rates Per week	Infant (0-12 Months)	Toddler (13-23 months)	Two Year Olds	Three Year Olds	Four & Five Year Olds	Before & After School	Full Time School-age
DHS Registered Child Development Homes	\$ 107.10	\$ 207.10	\$ 105.75	\$ 105.75	\$ 105.75	\$ 51.20	\$ 104.40
DHS Licensed Centers	NA	NA	NA	NA	NA	NA	NA

* Note provider may charge by the month, week, day or hour.



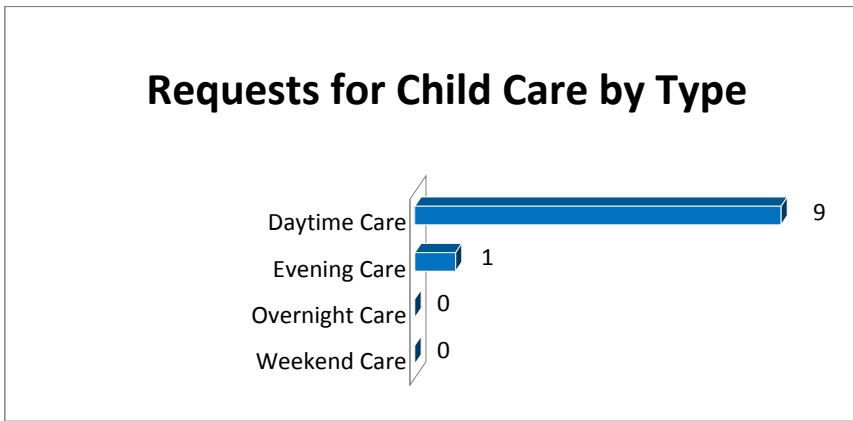
Range of Preschool Tuition Rates per month by Age

	Lowest	Highest
Three Yr Olds	\$176.00	\$176.00
Four Yr Olds +	\$176.00	\$176.00

*Preschool classes range from 1-5 days a week.

*Free preschool programs are not included in the rate ranges above.

CCR&R referred 7 families with 9 children to child care providers.



*Families may request more than one type of care for their child(ren).

Requests for Child Care data is from July 1 - December 31, 2009

Data provided by Child Care Resource & Referral using NACCRRAware as of January 1, 2010 unless otherwise noted.