

# Johnson County - January 2010

Total County Population	<u>130,579</u>
Children ages 0 through 5	<u>10,054</u>
Children ages 6 through 9	<u>6,304</u>
Children ages 10 through 12	<u>4,077</u>

*Data source: Woods & Poole Population Estimates as of Dec 31, 2009.*

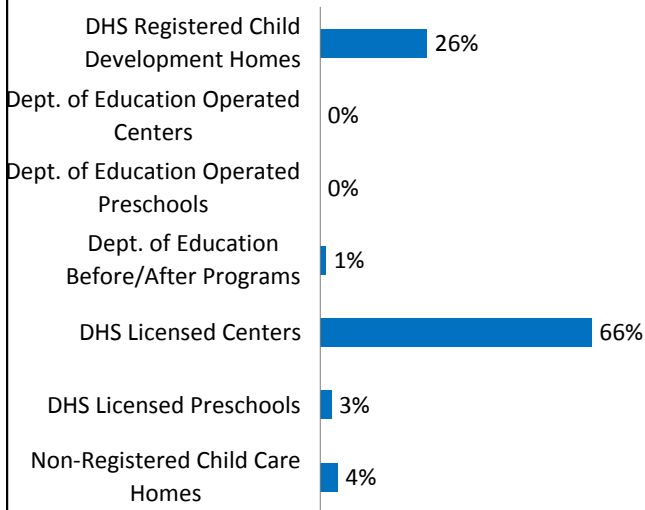


Families with all parents working & children under age 6	<u>69%</u>
Median Family Income	<u>\$ 60,112</u>
Average weekly income (Annual/52)	<u>\$ 1,156</u>

*Data source: State Library of Iowa, www.iowadatatcenter.org.*

[www.iowaccrr.org](http://www.iowaccrr.org)  
1-877-216-8481

## Percent of Program Spaces



CCR&R may not have all DOE programs listed since they are not regulated by DHS.

## 7367 Total # spaces LISTED with CCR&R

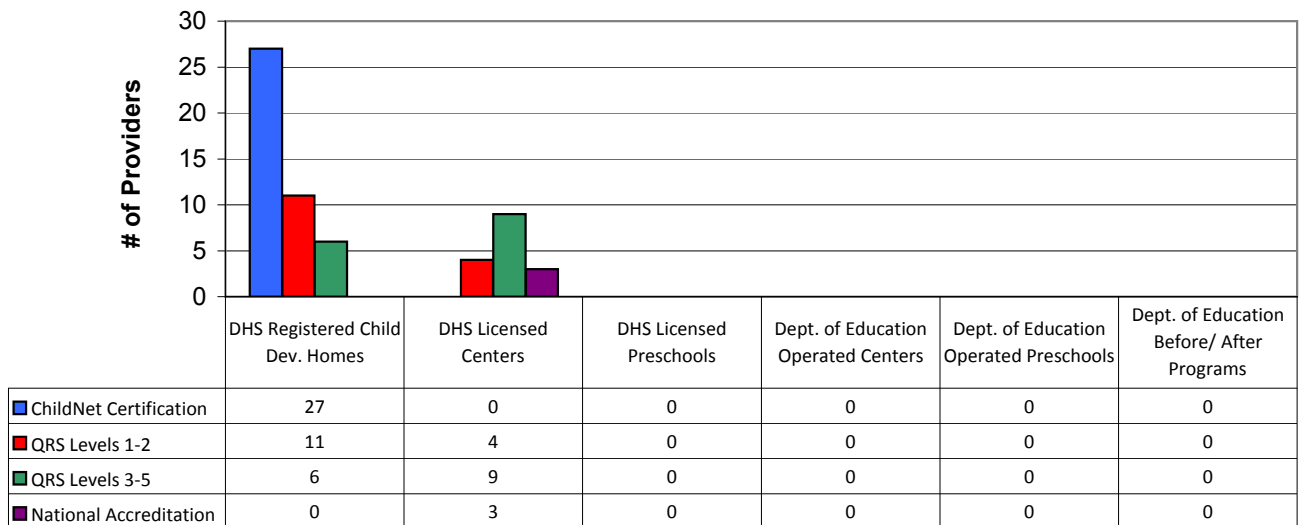
- 1908 DHS Registered Child Development Homes
  - 0 Dept. of Education Operated Centers
  - 0 Dept. of Education Operated Preschools
  - 100 Dept. of Education Before/After Programs
- 4855 DHS Licensed Centers
  - 194 DHS Licensed Preschools
  - 310 Non-Registered Child Care Homes

## 343 Total Child Care Programs LISTED with CCR&R

- 194 DHS Registered Child Development Homes
  - 0 Dept. of Education Operated Centers
  - 0 Dept. of Education Operated Preschools
  - 2 Dept. of Education Before/After Programs
- 78 DHS Licensed Centers
  - 7 DHS Licensed Preschools
  - 62 Non-Registered Child Care Homes

*\*School District Dept of Education programs are not licensed by DHS but meet Standards for Child Care adopted by the State Board of Education.*

## Quality Programs for Providers



*\* Programs may choose to participate in more than one quality measure. The number of QRS Providers changes monthly.*

*Go to <http://www.dhs.state.ia.us/iqrs/> for up-to-date information.*

*\*\*Centers, Preschools and Before/After school programs do not qualify for ChildNet Certification.*

**For a family earning the median income of \$60,112 with an infant in child care they would pay:**

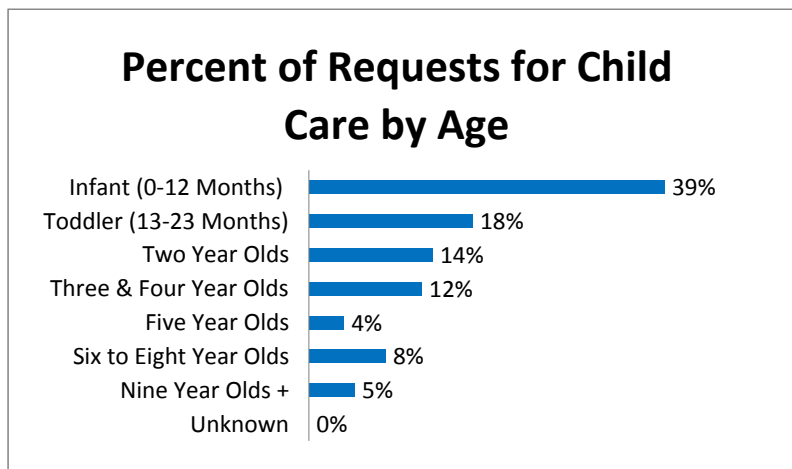
- 17 % of their income before taxes, if their child was in a center
- 12% of their income before taxes, if their child was in a child care home

Data source: State Library of Iowa, [www.iowadatatcenter.org](http://www.iowadatatcenter.org).

**Out of 343 child care programs, 203 programs report they accept DHS Child Care Assistance funded children.**

Child Care Rates Per week	Infant (0-12 Months)	Toddler (13-23 months)	Two Year Olds	Three Year Olds	Four & Five Year Olds	Before & After School	Full Time School-age
DHS Registered Child Development Homes	\$ 137.05	\$ 136.81	\$ 135.85	\$ 134.69	\$ 134.69	\$ 58.66	\$ 131.33
DHS Licensed Centers	\$ 196.67	\$ 189.29	\$ 169.64	\$ 156.63	\$ 154.35	\$ 94.14	\$ 140.67

\* Note provider may charge by the month, week, day or hour.



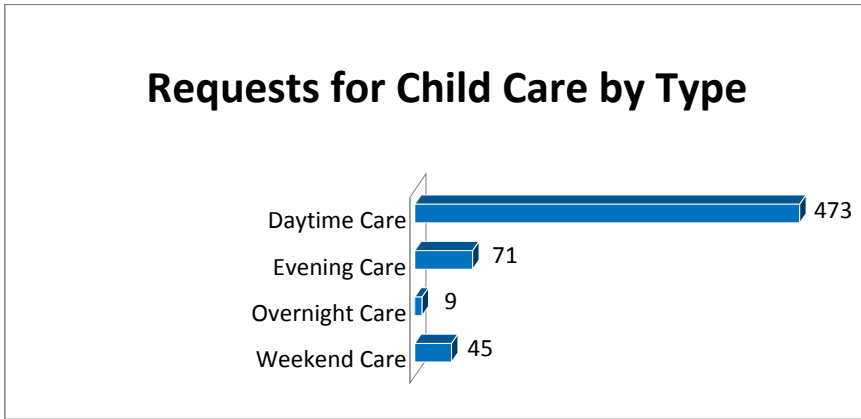
### Range of Preschool Tuition Rates per month by Age

	Lowest	Highest
Three Yr Olds	\$85.00	\$375.00
Four Yr Olds +	\$95.00	\$375.00

\*Preschool classes range from 1-5 days a week.

\*Free preschool programs are not included in the rate ranges above.

**CCR&R referred 369 families with 502 children to child care providers.**



\*Families may request more than one type of care for their child(ren).

Requests for Child Care data is from July 1 - December 31, 2009

Data provided by Child Care Resource & Referral using NACCRRAware as of January 1, 2010 unless otherwise noted.