

Humboldt County - January 2010

Total County Population	9,502
Children ages 0 through 5	721
Children ages 6 through 9	427
Children ages 10 through 12	295

Data source: Woods & Poole Population Estimates as of Dec 31, 2009.

Families with all parents working & children under age 6	67%
Median Family Income	\$ 46,510
Average weekly income (Annual/52)	\$ 894

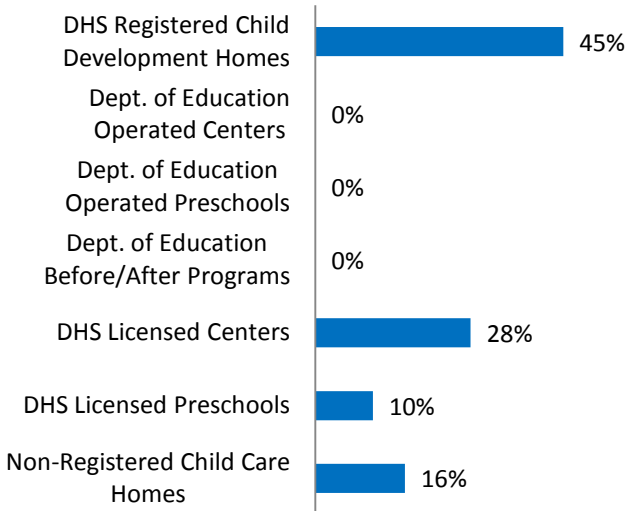
Data source: State Library of Iowa, www.iowadatabase.org.



www.iowaccrr.org

1-877-216-8481

Percent of Program Spaces



CCR&R may not have all DOE programs listed since they are not regulated by DHS.

737 Total # spaces LISTED with CCR&R

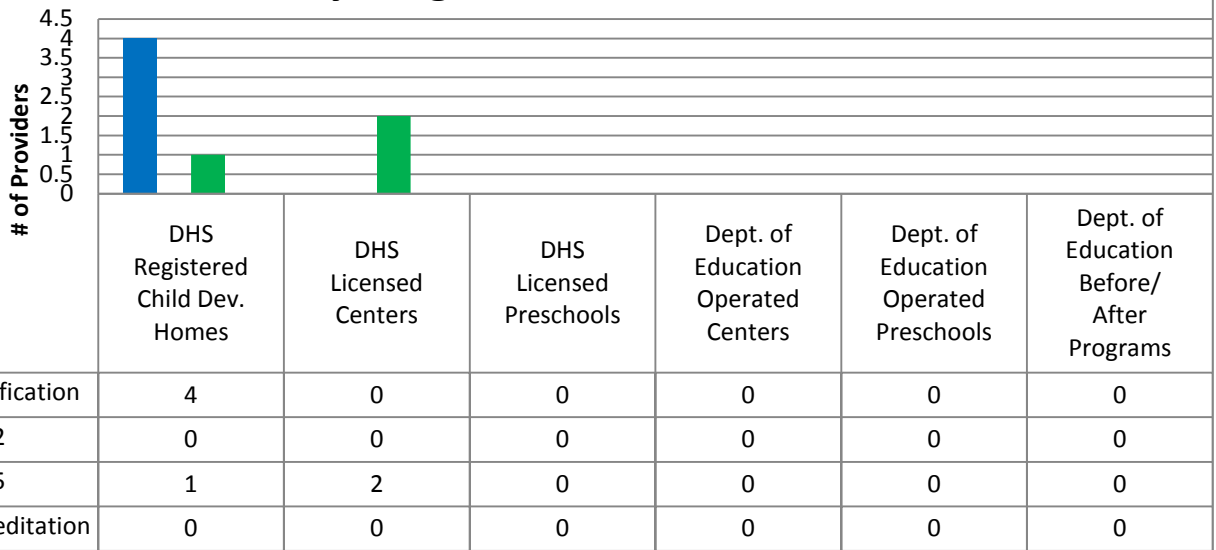
- 332 DHS Registered Child Development Homes
 - 0 Dept. of Education Operated Centers
 - 0 Dept. of Education Operated Preschools
 - 0 Dept. of Education Before/After Programs
- 208 DHS Licensed Centers
 - 77 DHS Licensed Preschools
- 120 Non-Registered Child Care Homes

63 Total Child Care Programs LISTED with CCR&R

- 30 DHS Registered Child Development Homes
 - 0 Dept. of Education Operated Centers
 - 2 Dept. of Education Operated Preschools
 - 0 Dept. of Education Before/After Programs
- 4 DHS Licensed Centers
 - 3 DHS Licensed Preschools
- 24 Non-Registered Child Care Homes

*School District Dept of Education programs are not licensed by DHS but meet Standards for Child Care adopted by the State Board of Education.

Quality Programs for Providers



* Programs may choose to participate in more than one quality measure. The number of QRS Providers changes monthly.

Go to <http://www.dhs.state.ia.us/iqrs/> for up-to-date information.

**Centers, Preschools and Before/After school programs do not qualify for ChildNet Certification.

For a family earning the median income of \$46,510 with an infant in child care they would pay:

- NA% of their income before taxes, if their child was in a center
- 12% of their income before taxes, if their child was in a child care home

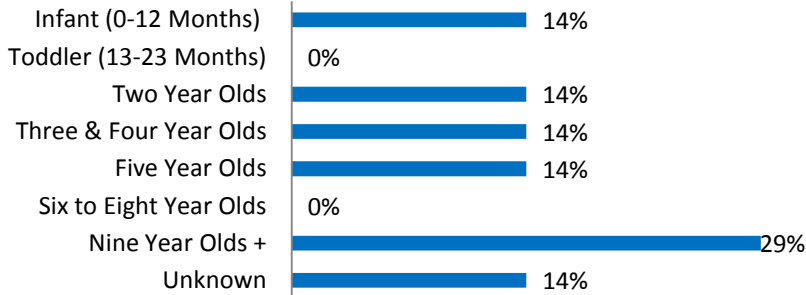
Data source: State Library of Iowa, www.iowadatacenter.org.

Out of 63 child care programs, 51 programs report they accept DHS Child Care Assistance funded children.

Child Care Rates Per week	Infant (0-12 Months)	Toddler (13-23 months)	Two Year Olds	Three Year Olds	Four & Five Year Olds	Before & After School	Full Time School-age
DHS Registered Child Development Homes	\$ 110.25	\$ 108.90	\$ 108.90	\$ 108.90	\$ 109.80	\$ 48.00	\$ 106.65
DHS Licensed Centers	NA	NA	NA	NA	NA	NA	NA

* Note provider may charge by the month, week, day or hour. NA = no information provided

Percent of Requests for Child Care by Age



Range of Preschool Tuition Rates per month by Age

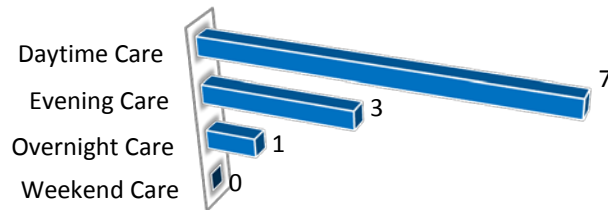
	Lowest	Highest
Three Yr Olds	\$52.00	\$55.00
Four Yr Olds +	\$52.00	\$55.00

*Preschool classes range from 1-5 days a week.

*Free preschool programs are not included in the rate ranges above.

CCR&R referred 4 families with 7 children to child care providers.

Requests for Child Care by Type



*Families may request more than one type of care for their child(ren).

Requests for Child Care data is from July 1 - December 31, 2009

Data provided by Child Care Resource & Referral using NACCRRAware as of January 1, 2010 unless otherwise noted.