

# Dallas County - January 2010

Total County Population	61,053
Children ages 0 through 5	5,485
Children ages 6 through 9	3,492
Children ages 10 through 12	2,748

Data source: Woods & Poole Population Estimates as of Dec 31, 2009.

Families with all parents working & children under age 6	70%
Median Family Income	\$ 58,293
Average weekly income (Annual/52)	\$ 1,121

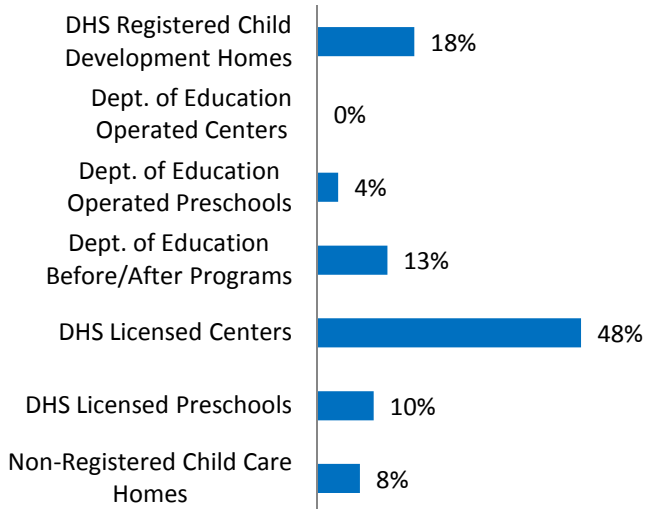
Data source: State Library of Iowa, www.iowadatatcenter.org.



www.iowaccrr.org

1-877-216-8481

## Percent of Program Spaces



CCR&R may not have all DOE programs listed since they are not regulated by DHS.

## 4721 Total # spaces LISTED with CCR&R


- 832 DHS Registered Child Development Homes
- 0 Dept. of Education Operated Centers
- 178 Dept. of Education Operated Preschools
- 600 Dept. of Education Before/After Programs
- 2263 DHS Licensed Centers
- 483 DHS Licensed Preschools
- 365 Non-Registered Child Care Homes

## Total Child Care Programs LISTED with 201 CCR&R

- 77 DHS Registered Child Development Homes
- 0 Dept. of Education Operated Centers
- 9 Dept. of Education Operated Preschools
- 4 Dept. of Education Before/After Programs
- 23 DHS Licensed Centers
- 15 DHS Licensed Preschools
- 73 Non-Registered Child Care Homes

\*School District Dept of Education programs are not licensed by DHS but meet Standards for Child Care adopted by the State Board of Education.

## Quality Programs for Providers



\* Programs may choose to participate in more than one quality measure. The number of QRS Providers changes monthly.

Go to <http://www.dhs.state.ia.us/iqrs/> for up-to-date information.

\*\*Centers, Preschools and Before/After school programs do not qualify for ChildNet Certification.

**For a family earning the median income of \$58,293 with an infant in child care they would pay:**

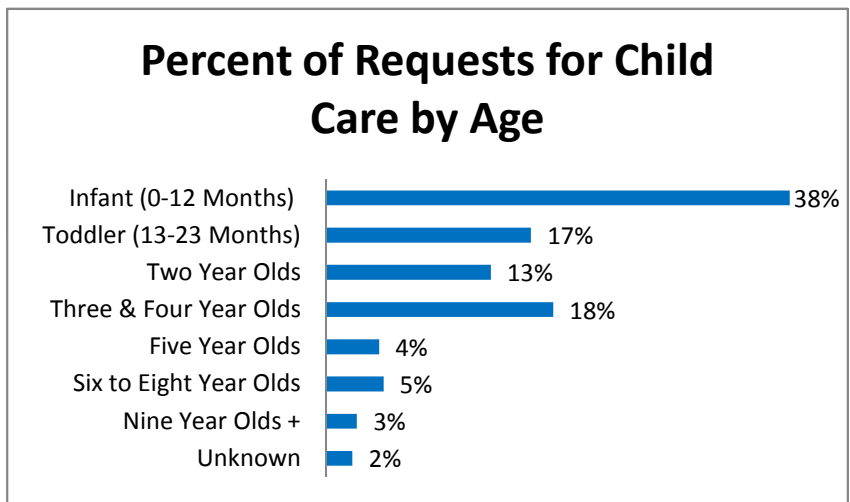
- 17% of their income before taxes, if their child was in a center
- 13% of their income before taxes, if their child was in a child care home

Data source: State Library of Iowa, www.iowadatatcenter.org.

**Out of 201 child care programs, 102 programs report they accept DHS Child Care Assistance funded children.**

Child Care Rates Per week	Infant (0-12 Months)	Toddler (13-23 months)	Two Year Olds	Three Year Olds	Four & Five Year Olds	Before & After School	Full Time School-age
DHS Registered Child Development Homes	\$ 143.87	\$ 140.96	\$ 139.02	\$ 137.84	\$ 136.60	\$ 58.68	\$ 109.38
DHS Licensed Centers	\$ 195.45	\$ 193.64	\$ 167.42	\$ 154.00	\$ 148.54	\$ 78.50	\$ 114.43

\* Note provider may charge by the month, week, day or hour.

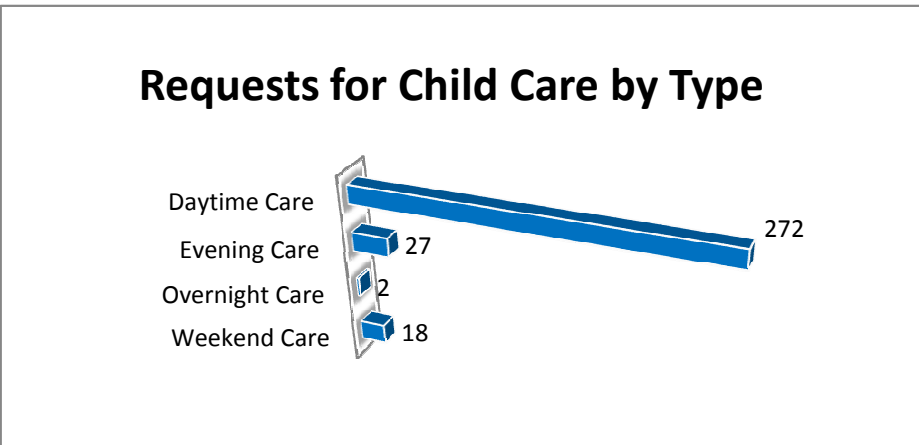


### Range of Preschool Tuition Rates per month by Age

	Lowest	Highest
Three Yr Olds	\$80.00	\$140.00
Four Yr Olds +	\$70.00	\$180.00

\*Preschool classes range from 1-5 days a week.  
\*Free preschool programs are not included in the rate ranges above.

**CCR&R referred 155 families with 276 children to child care providers.**



\*Families may request more than one type of care for their child(ren).  
Requests for Child Care data is from July 1 - December 31, 2009

Data provided by Child Care Resource & Referral using NACCRRAware as of January 1, 2010 unless otherwise noted.