

Clinton County - January 2010

Total County Population	48,883
Children ages 0 through 5	3,680
Children ages 6 through 9	2,398
Children ages 10 through 12	1,940

Data source: Woods & Poole Population Estimates as of Dec 31, 2009.

Families with all parents working & children under age 6	71%
Median Family Income	\$ 46,450
Average weekly income (Annual/52)	\$ 893

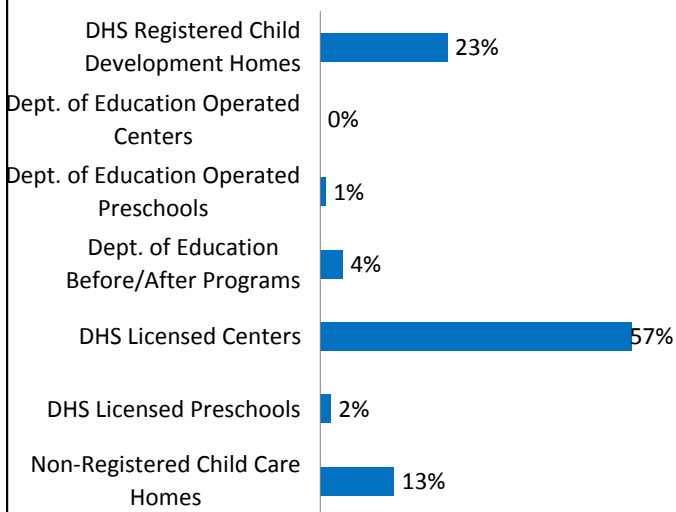
Data source: State Library of Iowa, www.iowadatatcenter.org.



www.iowaccrr.org

1-877-216-8481

Percent of Program Spaces



CCR&R may not have all DOE programs listed since they are not regulated by DHS.

2126 Total # spaces LISTED with CCR&R

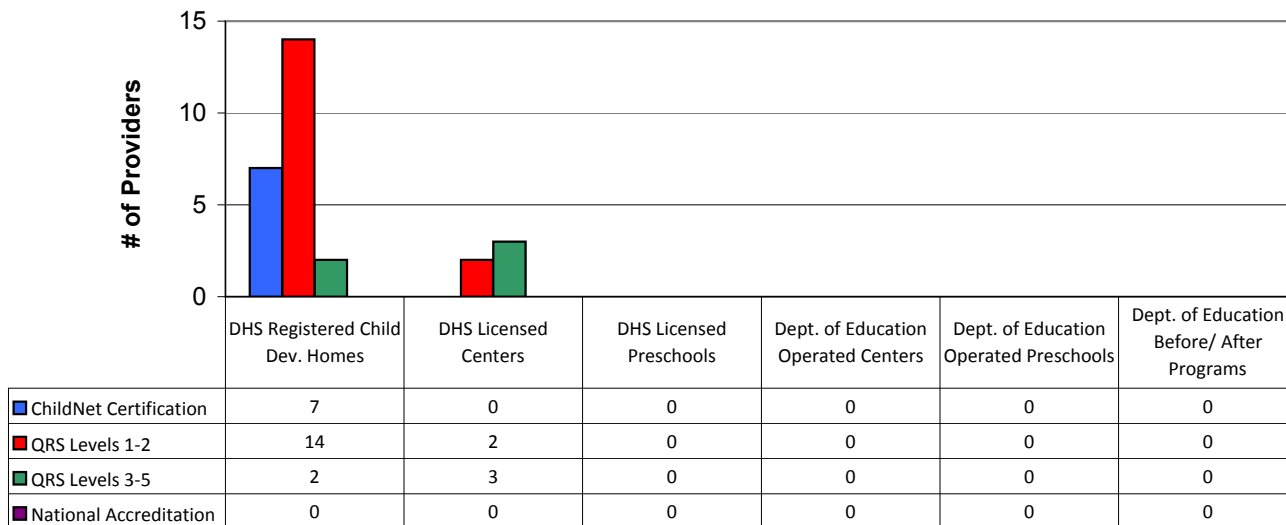
- 492 DHS Registered Child Development Homes
 - 0 Dept. of Education Operated Centers
 - 20 Dept. of Education Operated Preschools
 - 85 Dept. of Education Before/After Programs
- 1204 DHS Licensed Centers
 - 40 DHS Licensed Preschools
- 285 Non-Registered Child Care Homes

126 Total Child Care Programs LISTED with CCR&R

- 49 DHS Registered Child Development Homes
 - 0 Dept. of Education Operated Centers
 - 1 Dept. of Education Operated Preschools
 - 2 Dept. of Education Before/After Programs
- 15 DHS Licensed Centers
 - 2 DHS Licensed Preschools
- 57 Non-Registered Child Care Homes

*School District Dept of Education programs are not licensed by DHS but meet Standards for Child Care adopted by the State Board of Education.

Quality Programs for Providers



* Programs may choose to participate in more than one quality measure. The number of QRS Providers changes monthly.

Go to <http://www.dhs.state.ia.us/iqrs/> for up-to-date information.

**Centers, Preschools and Before/After school programs do not qualify for ChildNet Certification.

For a family earning the median income of \$46,450 with an infant in child care they would pay:

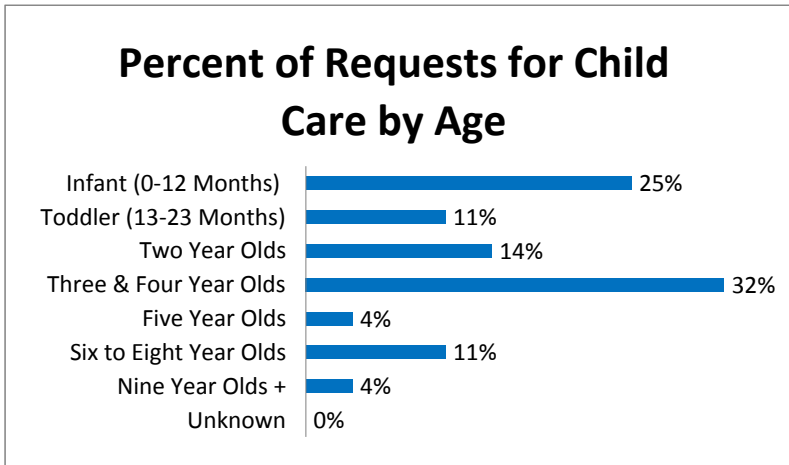
- 17 % of their income before taxes, if their child was in a center
- 13% of their income before taxes, if their child was in a child care home

Data source: State Library of Iowa, www.iowadatatcenter.org.

Out of 126 child care programs, 115 programs report they accept DHS Child Care Assistance funded children.

Child Care Rates Per week	Infant (0-12 Months)	Toddler (13-23 months)	Two Year Olds	Three Year Olds	Four & Five Year Olds	Before & After School	Full Time School-age
DHS Registered Child Development Homes	\$ 119.70	\$ 118.80	\$ 114.30	\$ 113.85	\$ 113.85	\$ 49.40	\$ 112.05
DHS Licensed Centers	\$ 154.62	\$ 154.62	\$ 135.75	\$ 130.75	\$ 130.88	\$ 56.80	\$ 100.00

* Note provider may charge by the month, week, day or hour.

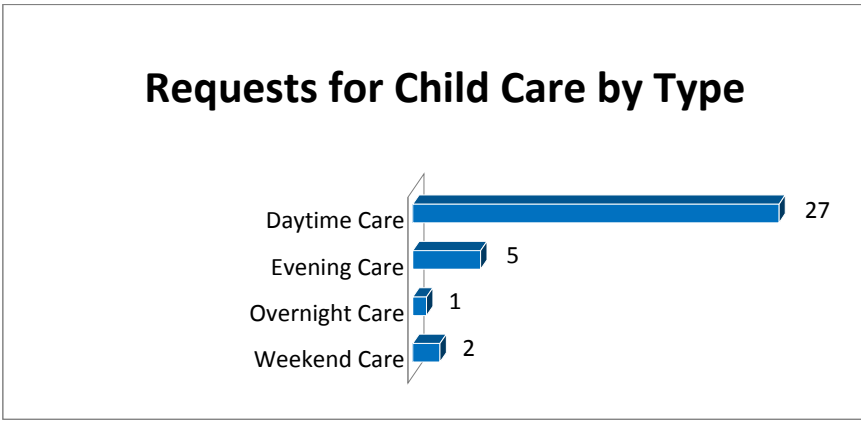


Range of Preschool Tuition Rates per month by Age

	Lowest	Highest
Three Yr Olds	\$70.00	\$80.00
Four Yr Olds +	\$62.00	\$150.00

*Preschool classes range from 1-5 days a week.
*Free preschool programs are not included in the rate ranges above.

CCR&R referred 14 families with 28 children to child care providers.



*Families may request more than one type of care for their child(ren).
Requests for Child Care data is from July 1 - December 31, 2009

Data provided by Child Care Resource & Referral using NACCRRAware as of January 1, 2010 unless otherwise noted.