

Cedar County - January 2010

Total County Population	18,074
Children ages 0 through 5	1,254
Children ages 6 through 9	801
Children ages 10 through 12	684

Data source: Woods & Poole Population Estimates as of Dec 31, 2009.



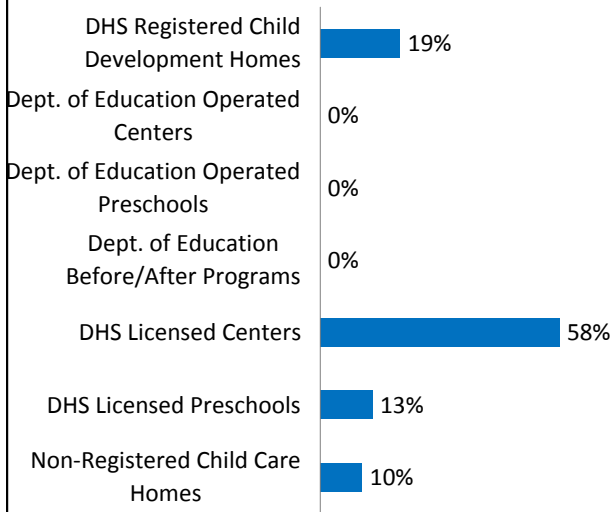
www.iowaccrr.org

1-877-216-8481

Families with all parents working & children under age 6	72%
Median Family Income	\$ 48,850
Average weekly income (Annual/52)	\$ 939

Data source: State Library of Iowa, www.iowadatecenter.org.

Percent of Program Spaces



CCR&R may not have all DOE programs listed since they are not regulated by DHS.

992 Total # spaces LISTED with CCR&R

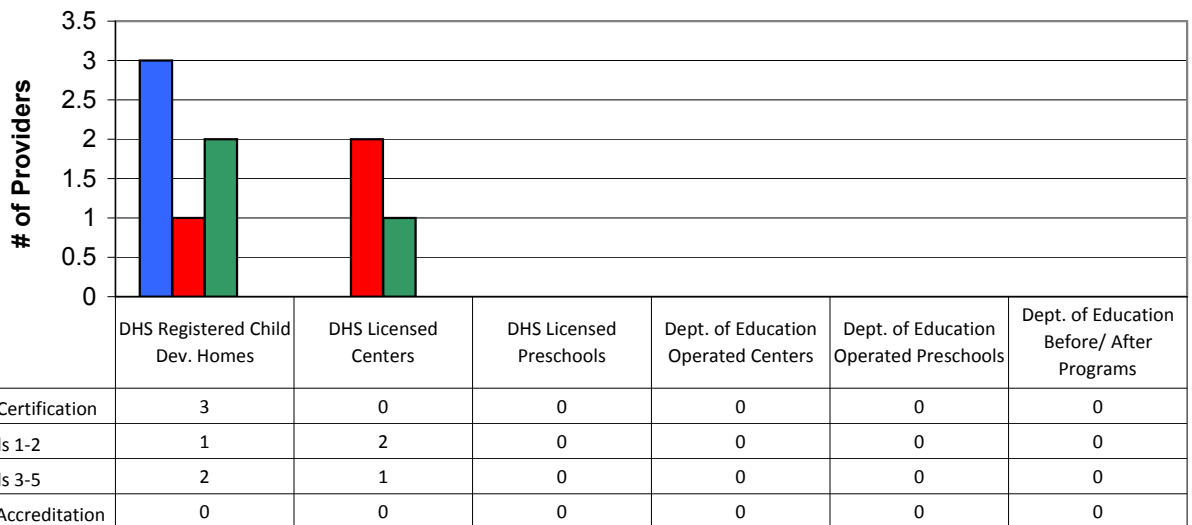
- 192 DHS Registered Child Development Homes
 - 0 Dept. of Education Operated Centers
 - 0 Dept. of Education Operated Preschools
 - 0 Dept. of Education Before/After Programs
- 575 DHS Licensed Centers
- 125 DHS Licensed Preschools
- 100 Non-Registered Child Care Homes

52 Total Child Care Programs LISTED with CCR&R

- 17 DHS Registered Child Development Homes
 - 0 Dept. of Education Operated Centers
 - 0 Dept. of Education Operated Preschools
 - 0 Dept. of Education Before/After Programs
- 11 DHS Licensed Centers
- 4 DHS Licensed Preschools
- 20 Non-Registered Child Care Homes

**School District Dept of Education programs are not licensed by DHS but meet Standards for Child Care adopted by the State Board of Education.*

Quality Programs for Providers



** Programs may choose to participate in more than one quality measure. The number of QRS Providers changes monthly.*

Go to <http://www.dhs.state.ia.us/iqrs/> for up-to-date information.

***Centers, Preschools and Before/After school programs do not qualify for ChildNet Certification.*

For a family earning the median income of \$48,850 with an infant in child care they would pay:

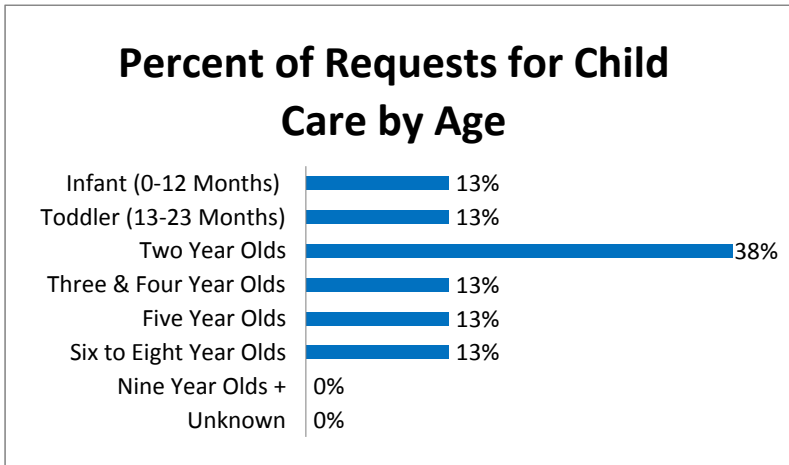
- 15 % of their income before taxes, if their child was in a center
- 12% of their income before taxes, if their child was in a child care home

Data source: State Library of Iowa, www.iowadatatcenter.org.

Out of 52 child care programs, 41 programs report they accept DHS Child Care Assistance funded children.

Child Care Rates Per week	Infant (0-12 Months)	Toddler (13-23 months)	Two Year Olds	Three Year Olds	Four & Five Year Olds	Before & After School	Full Time School-age
DHS Registered Child Development Homes	\$ 115.00	\$ 115.00	\$ 114.00	\$ 114.00	\$ 103.00	\$ 41.67	\$ 105.00
DHS Licensed Centers	\$ 145.20	\$ 145.20	\$ 135.83	\$ 130.00	\$ 127.50	\$ 47.33	\$ 95.33

* Note provider may charge by the month, week, day or hour.

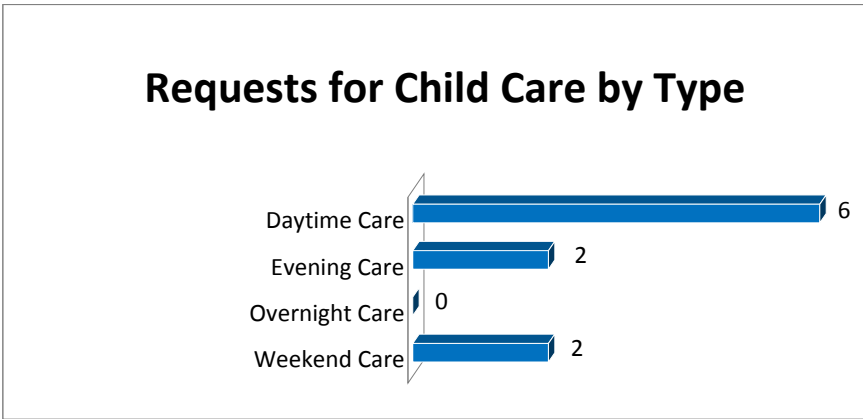


Range of Preschool Tuition Rates per month by Age

	Lowest	Highest
Three Yr Olds	\$45.00	\$100.00
Four Yr Olds +	\$45.00	\$100.00

*Preschool classes range from 1-5 days a week.
*Free preschool programs are not included in the rate ranges above.

CCR&R referred 6 families with 8 children to child care providers.



*Families may request more than one type of care for their child(ren).
Requests for Child Care data is from July 1 - December 31, 2009

Data provided by Child Care Resource & Referral using NACCRRAware as of January 1, 2010 unless otherwise noted.