

Black Hawk County - January 2010

| | |
|-----------------------------|---------|
| Total County Population | 128,652 |
| Children ages 0 through 5 | 10,462 |
| Children ages 6 through 9 | 6,101 |
| Children ages 10 through 12 | 4,680 |

Data source: Woods & Poole Population Estimates as of Dec 31, 2009.

| | |
|--|-----------|
| Families with all parents working & children under age 6 | 68.3% |
| Median Family Income | \$ 47,398 |
| Average weekly income (Annual/52) | \$ 912 |

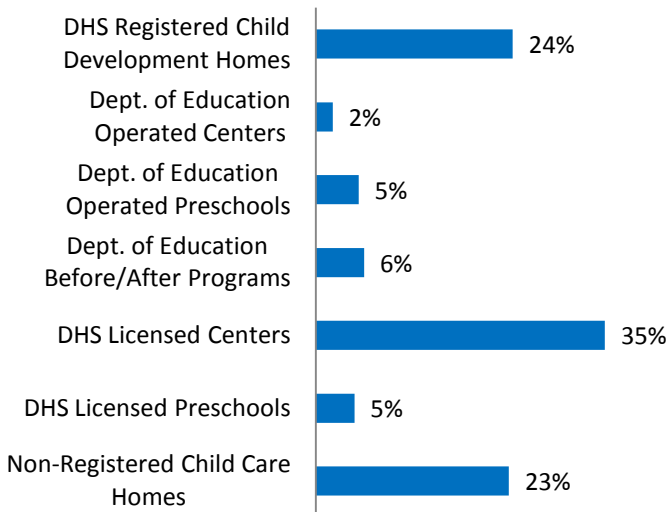
Data source: State Library of Iowa, www.iowadatatcenter.org.



www.iowaccrr.org

1-877-216-8481

Percent of Program Spaces



CCR&R may not have all DOE programs listed since they are not regulated by DHS.

9168 Total # spaces LISTED with CCR&R

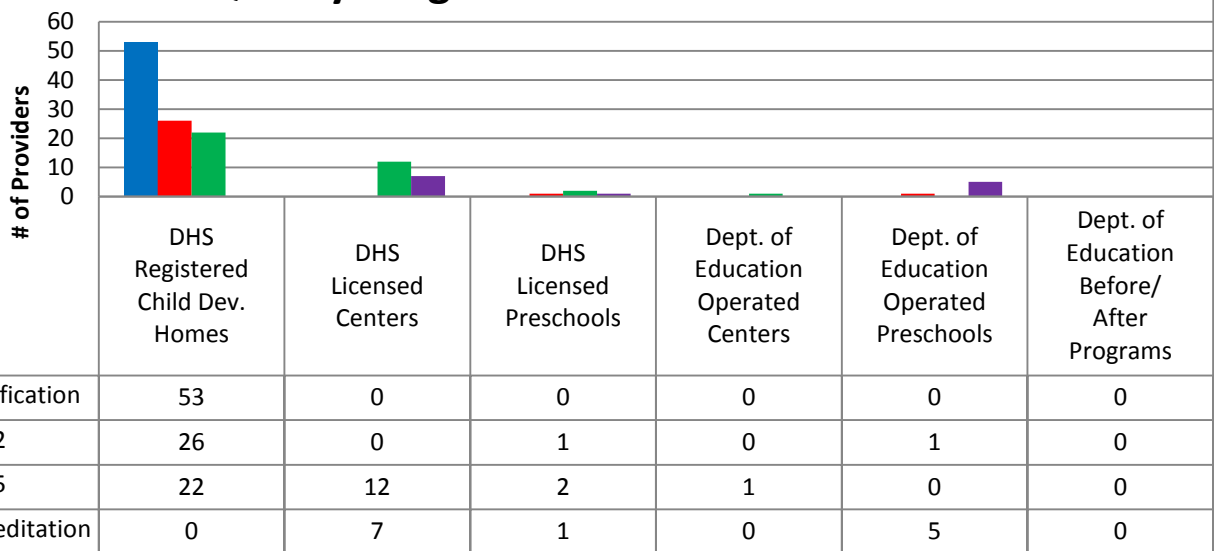
- 2187 DHS Registered Child Development Homes
- 186 Dept. of Education Operated Centers
- 477 Dept. of Education Operated Preschools
- 535 Dept. of Education Before/After Programs
- 3211 DHS Licensed Centers
- 428 DHS Licensed Preschools
- 2144 Non-Registered Child Care Homes

Total Child Care Programs LISTED with 726 CCR&R

- 206 DHS Registered Child Development Homes
- 4 Dept. of Education Operated Centers
- 22 Dept. of Education Operated Preschools
- 16 Dept. of Education Before/After Programs
- 38 DHS Licensed Centers
- 11 DHS Licensed Preschools
- 429 Non-Registered Child Care Homes

*School District Dept of Education programs are not licensed by DHS but meet Standards for Child Care adopted by the State Board of Education.

Quality Programs for Providers



* Programs may choose to participate in more than one quality measure. The number of QRS Providers changes monthly.

Go to <http://www.dhs.state.ia.us/iqrs/> for up-to-date information.

**Centers, Preschools and Before/After school programs do not qualify for ChildNet Certification.

For a family earning the median income of \$47,398 with an infant in child care they would pay:

- 19% of their income before taxes, if their child was in a center
- 14% of their income before taxes, if their child was in a child care home

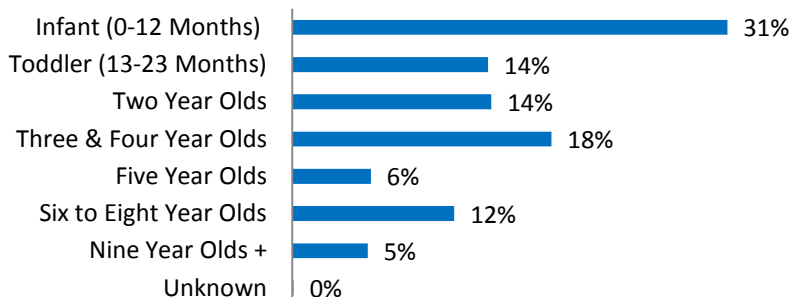
Data source: State Library of Iowa, www.iowadatatcenter.org.

Out of 726 child care programs, 624 programs report they accept DHS Child Care Assistance funded children.

| Child Care Rates Per week | Infant (0-12 Months) | Toddler (13-23 months) | Two Year Olds | Three Year Olds | Four & Five Year Olds | Before & After School | Full Time School-age |
|--|----------------------------|------------------------------|------------------|--------------------|-----------------------------|-----------------------------|----------------------|
| DHS Registered Child Development Homes | \$ 126.20 | \$ 124.89 | \$ 122.26 | \$ 121.53 | \$ 120.43 | \$ 57.78 | \$ 115.69 |
| DHS Licensed Centers | \$ 168.63 | \$ 165.59 | \$ 141.97 | \$ 136.86 | \$ 131.52 | \$ 63.33 | \$ 130.37 |

* Note provider may charge by the month, week, day or hour.

Percent of Requests for Child Care by Age



Range of Preschool Tuition Rates per month by Age

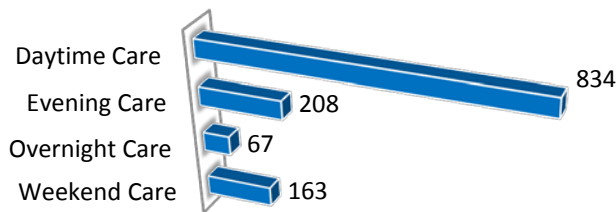
| | Lowest | Highest |
|----------------|---------|----------|
| Three Yr Olds | \$55.00 | \$115.00 |
| Four Yr Olds + | \$75.00 | \$115.00 |

*Preschool classes range from 1-5 days a week.

*Free preschool programs are not included in the rate ranges above.

CCR&R referred 523 families with 912 children to child care providers.

Requests for Child Care by Type



*Families may request more than one type of care for their child(ren).

Requests for Child Care data is from July 1 - December 31, 2009

Data provided by Child Care Resource & Referral using NACCRRAware as of January 1, 2010 unless otherwise noted.