

# Adair County - January 2010

Total County Population	7,522
Children ages 0 through 5	487
Children ages 6 through 9	278
Children ages 10 through 12	256

Data source: Woods & Poole Population Estimates as of Dec 31, 2009.

Families with all parents working & children under age 6	76%
Median Family Income	\$ 42,884
Average weekly income (Annual/52)	\$ 825


Data source: State Library of Iowa, www.iowadatecenter.org.



www.iowaccrr.org

1-877-216-8481

## Percent of Program Spaces



CCR&R may not have all DOE programs listed since they are not regulated by DHS.

## 490 Total # spaces LISTED with CCR&R

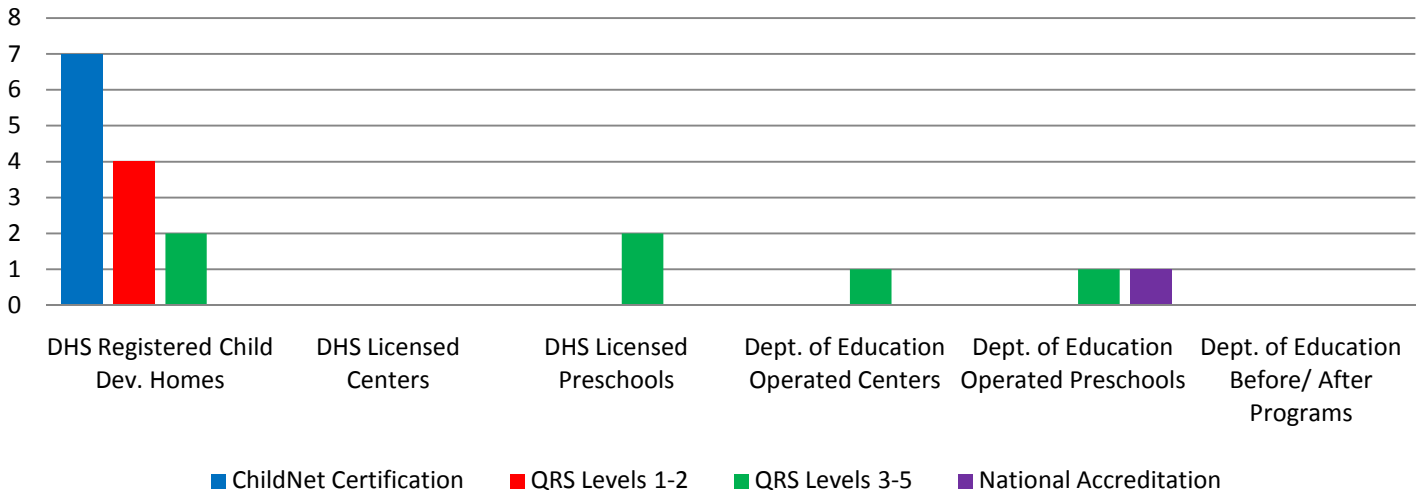
- 212 DHS Registered Child Development Homes
- 25 Dept. of Education Operated Centers
- 40 Dept. of Education Operated Preschools
- 0 Dept. of Education Before/After Programs
- 88 DHS Licensed Centers
- 50 DHS Licensed Preschools
- 75 Non-Registered Child Care Homes

## 41 Total Child Care Programs LISTED with CCR&R

- 19 DHS Registered Child Development Homes
- 1 Dept. of Education Operated Centers
- 2 Dept. of Education Operated Preschools
- 0 Dept. of Education Before/After Programs
- 2 DHS Licensed Centers
- 2 DHS Licensed Preschools
- 15 Non-Registered Child Care Homes

\*School District Dept of Education programs are not licensed by DHS but meet Standards for Child Care adopted by the State Board of Education.

## Quality Programs for Providers



\* Programs may choose to participate in more than one quality measure. The number of QRS Providers changes monthly.

Go to <http://www.dhs.state.ia.us/iqrs/> for up-to-date information.

\*\*Centers, Preschools and Before/After school programs do not qualify for ChildNet Certification.

For a family earning the median income of **\$42,884** with an infant in child care they would pay:

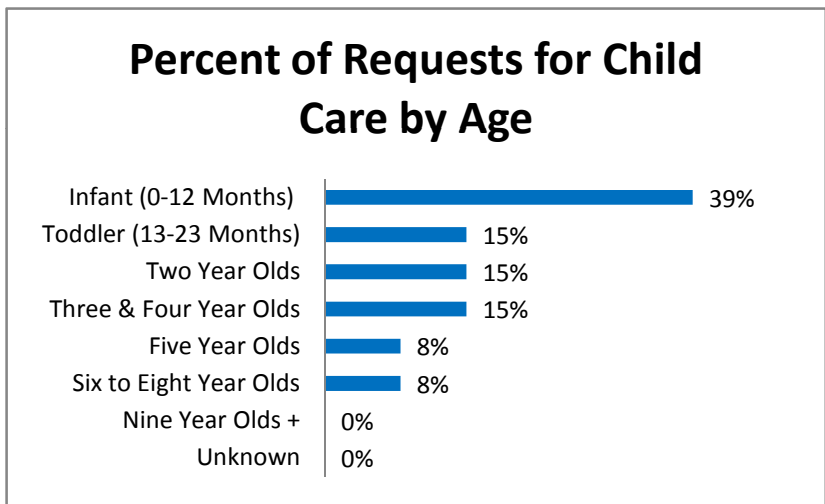
- 14% of their income before taxes, if their child was in a center
- 14% of their income before taxes, if their child was in a child care home

Data source: State Library of Iowa, [www.iowadatacenter.org](http://www.iowadatacenter.org).

**Out of 41 child care programs, 28 programs report they accept DHS Child Care Assistance funded children.**

Child Care Rates Per week	Infant (0-12 Months)	Toddler (13-23 months)	Two Year Olds	Three Year Olds	Four & Five Year Olds	Before & After School	Full Time School-age
DHS Registered Child Development Homes	\$ 112.50	\$ 112.50	\$ 101.25	\$ 101.25	\$ 101.25	\$ 101.25	\$ 101.25
DHS Licensed Centers	\$ 111.02	\$ 108.91	\$ 108.91	\$ 106.72	\$ 102.50	\$ 42.86	\$ 85.19

\* Note provider may charge by the month, week, day or hour.



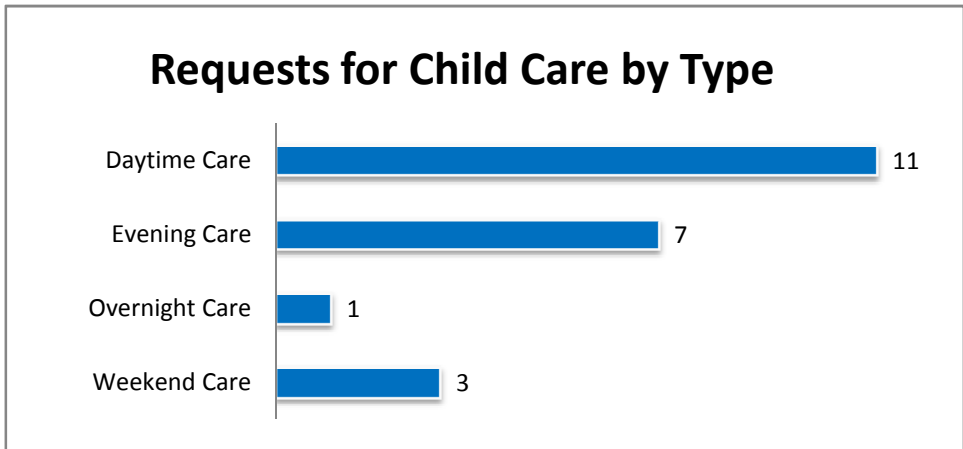
### Range of Preschool Tuition Rates per month by Age

	Lowest	Highest
Three Yr Olds		
Four Yr Olds +	\$65.00	\$65.00

\*Preschool classes range from 1-5 days a week.

\*Free preschool programs are not included in the rate ranges above.

**CCR&R referred 8 families with 13 children to child care providers.**



\*Families may request more than one type of care for their child(ren).

Requests for Child Care data is from July 1 - December 31, 2009

Data provided by Child Care Resource & Referral using NACCRRAware as of January 1, 2010 unless otherwise noted.